



# THE TIMETABLE

OFFICIAL NEWSLETTER OF THE

## ILLINOIS VALLEY DIVISION

NATIONAL MODEL RAILROAD ASSOCIATION

**Volume 37, No.3 May 2018**

**WEBSITE: nmra-ivd.org**



Greetings fellow IVD members,

First off, I want to thank everyone for their vote and electing me your new IVD Superintendent. I didn't think it was going to be that easy (Laugh Out Loud). But anyway, to start I want to assure all the members that I am in the process of keeping my promise, that with your help, we will make the IVD an organization our members can be proud of and hopefully boost membership and retention.

Secondly, I do not plan on using the Superintendents column in the Timetable to keep our members apprised of my on-goings as a modeler or as a railfan. I feel this column is best suited to keep you, our members, informed of what is going on or what we are working towards as an organization. And with the hopes that this information will encourage others into volunteering and being more active within our division.

So, with that being said. We had a great response (over 80%) from a majority of our members to the surveys I sent out shortly after the elections. The results were very positive and surprising as well. Now that's not saying we didn't receive some negative feedback as well, but that was few and to be expected.

The results of the survey questions were:

1. How likely would you attend an IVD meet on Saturday instead of Sunday? Positive=81%
2. Moving the meetings to the 3<sup>rd</sup> Saturday of the month.
3. How likely would you attend a centrally located meeting: Positive=85%
4. Meeting central location? Peoria= 78%
5. Longer clinics? No=60%/Yes=40%
6. Eliminate layout tours after IVD meets?  
No=61%/Yes=39%\*\*
  - a. Will be discussed during the May meet
7. Eliminate layout tours for bi-monthly round robin tours? No=29%/Yes=71%\*\*
  - a. Will be discussed during the May meet
8. Clinic time limit?  
90mins=3%//60mins=44%//45mins=53%

9. Attend an IVD cookout? Positive=83%

10. Attend a holiday meal? Positive=66%

We had a IVD Board meeting on April 21<sup>st</sup> and we covered the responses to the survey, which led to lengthy discussions to what we needed to act on first. So, with the results of these surveys and listening to our members, the board has voted to implement the following changes to IVD meets starting with the September 2018 IVD Meet.

1. Move the meetings to Saturday instead of Sundays.
  - a. Doors open at 12pm. Meeting starts at 1pm.
2. Centrally locate the meetings to the Peoria North Library in the Auditorium.
  - a. Address will be listed in this newsletter.
  - b. The auditorium seats 80 people and has a kitchen available to us if needed.
3. Based on the feedback on clinic lengths, we opted to allow up to 60mins per clinic, 2 clinics per meet.
4. We will still try to arrange layout tours after the meets, but with the meeting being in Peoria, the layouts maybe limited, unless we can get other IVD members in the area to open up.
5. We are going to look into the round robin layout tours and operation sessions.
6. The IVD board will be hosting a cookout in July at Peck Park. Date/time to be determined.
7. An IVD holiday/banquet meal to be worked out.

Again, I want to thank everyone for their response to these surveys, as this allowed us to look at how we can better serve our members and to become a better organization. Remember these changes are due to you, our members, we listened and responded. The only way we can make these changes successful, is with your support and participation. So please attend YOUR IVD meetings regularly.

Also, we discussed the opportunity presented to the IVD

**Superintendent's Report, Continued on Page 2**

## OFFICERS



### **SUPERINTENDENT (2020)**

Jim Tatum  
(309)-547-0312  
superintendent@nmra-ivd.org



### **ASST. SUPERINTENDENT (2019) and NEWSLETTER EDITOR**

Minton Dings, MMR  
(309)-241-4504  
asst.superintendent@nmra-ivd.org



### **CHIEF CLERK (2018)**

John Moore  
(815)324-9165  
chief.clerk@nmra-ivd.org



### **PAYMASTER (2019)**

Tom Ludlam  
(309) 244-5900  
paymaster@nmra-ivd.org

## TRAINMASTERS



### **TRAINMASTER AT-LARGE (2019) - REPRESENTING District 1, Peoria & Tazewell Co.**

David Hawkey  
(309)274-6150  
district1@nmra-ivd.org

To Be  
Appointed

### **DISTRICT 2 (2018) - Grundy, Livingston, McLean & Woodford Co.**

Temporary e-mail address:  
asst.supeerintendent@nmra-ivd.org



### **DISTRICT 3 (2019) - Bureau, LaSalle, Marshall, Put- nam & Stark Co.**

Scott Willoughby  
(815)503-4096  
district3@nmra-ivd.org



### **DISTRICT 4 (2018) - Fulton, Henry, Knox, Mercer, Rock Island & Warren Co.**

Jeremy Bubbs  
(309)-221-7865  
district4@nmra-ivd.org



### **TRAINMASTER AT-LARGE (2019) - REPRESENTING District 5, Adams, Brown, Cass, Hancock, Logan, Mason, McDonough, Menard, Morgan, Pike, Sangamon, Schuyler & Scott Co.**

Rod Price  
(309)338-3566  
district5@nmra-ivd.org

## Superintendent's Report Continued from Page 1

to host the Regional Convention in 2020. We have agreed and will be co-hosting this convention with the Illinois Terminal Division. Mike Shockley has agreed to be the co-chair of the convention and we are waiting to hear from the ITD, on who is going to be their co-chair. But we are looking for volunteers from both the IVD and the ITD to help us put together and run the convention. So, if you are available and would like to volunteer, please let us know. You can contact either Mike Shockley, Minton Dings or myself via email and let us know if you are willing to volunteer and in what capacity.

Well I have said a lot this month, even though I had made a remark to Minton, I don't know what to write about! But with your help I was able to communicate a lot of good information.

Until next time. Highball!!

Jim Tatum  
IVD Superintendent

## **NMRA NATIONAL CONVENTION & TRAIN SHOW** **August 5-12, 2018** **Kansas City MO**

The 2018 National Convention will be at the Westin Kansas City Hotel and Crown Center, 1 East Pershing Road, Kansas City, Missouri 64108. Cost of the convention will be \$140.00. The hotel will be \$137.00 daily with a \$17.00 daily parking fee (\$24.00 valet). Registration can be now be made online at <http://www.kc2018.org> or [www.nmra.org](http://www.nmra.org).



The National Train Show will be located in the Kansas City Convention Center, Halls A, B and C, located adjacent to the hotel on Friday, Saturday and Sunday, August 10-12. The show is open to convention attendees only on Friday AM and non attendees on Friday at Noon through Sunday with \$14 admission fee or \$26 for two day admission, Seniors 65+ \$13, Teams \$10, Youth 6-12 \$7 and Children under 6 free.

Information compiled herein is presented to the membership on an "as submitted by the authors" basis, and is assumed complete and accurate by the Editor as of the "Deadline For Submissions" date for inclusion in this edition of the newsletter, as posted in the previous, most recent edition of the TIMETABLE. Statements contained in this document are strictly the beliefs and/or opinions of the writer presenting them and not necessarily those of, or endorsed by, the National Model Railroad Association (NMRA) of Soddy Daisy, TN, USA, its Midwest Region, or its Illinois Valley Division of the NMRA or their officers, agents and designates thereof. Information presented as factual is assumed true and accurate to the best knowledge and intent of the presenter of that information, and are believed to be such in good faith when accepted for inclusion in this newsletter.

2017 Illinois Valley Division, Midwest Region, NMRA  
Photos by the contributors and editor  
All rights reserved but permission will usually be granted  
Contact editor at [asst.superintendent@nmra-ivd.org](mailto:asst.superintendent@nmra-ivd.org)

## ILLINOIS VALLEY DIVISION MEET

**May 21, 2018**

**Spring Valley City Hall, Community Room  
210 North Greenwood  
Spring Valley, Illinois**

Doors open at 12:00 pm. The meeting begins at 1:30 pm.

The May meeting of the Illinois Valley Division is to be held in the community room in the basement of the Spring Valley City Hall. The room is accessible by elevator for those who find stairs difficult. Parking is available off Greenwood street to the north of the police station. The entrance is on the north side of the building.

Greenwood Street is located one block east of Spalding Street, IL Route 89, a north-south route through the city. See the map on the back cover page of this newsletter.

Swap tables are available to members for sale of items to participants. There is no commercial selling at the Illinois Division meets. Selling is closed at the beginning of the business meeting.

There will be a short business meeting followed by clinics and layout tour. Maps for the layout tour will be provided.

There will again be a round robin style format for the clinics. These will be participation style presentations. All are invited to participate in a make/take style event. The clinics will be making a scrap metal load for a gondola, making a coal load for a hopper, weathering freight cars and making furnace filter evergreen trees. Participants are asked to bring both a gondola and a hopper so when finished each will have two loads in weathered cars and a furnace filter tree.

The contests for May will be (1) Freight Cars and (2) Dioramas-On-Line. The Diorama-On-Line must have a rail related theme.

A donation of \$2.00 per member helps to defray division expenses.

### **YOU ARE INVITED TO PARTICIPATE:**

#### **IN THE SQUARE FOOT CONTEST AT THE SPRING VALLEY MEET**

Marion Brasher, MMR, will be sponsoring a contest around the concept of a module which can be no more than 144 square inches, a square foot. It can be in any configuration such as 12 x 12 inches, 18 x 8 inches or any measurement totaling not more than 144 square inches. The prize will be a freight car, either HO or N scale, in the scale modeled by the participant.

The only requirement is that there must be railroad track in the module.

The winning module chosen will be by popular vote.

## **ACHIEVEMENT PROGRAM JUDGING**

Members of the division are encouraged to bring their models to be judged for merit awards as part of completing the requirements for their certificates in the Achievement Program.

Due to time constraints following division meetings, judging for merit awards will take place between 12 noon and the 1:30 pm start time of the division meeting. Time will be 12 noon to 1:00 pm in beginning in September.

Contact Marian Brasher, AP Chair, 815-663-3411 or Minton Dings, Contest Chair, 309-241-4504, prior to the meeting for the judging to be arranged.

### **2018-2019 IVD Meetings At A Glance**

**Beginning in September 2018, Membership Meetings will be at the Peoria Public Library, North Branch, 3001 West Grand Parkway, Peoria. Doors open at noon, meetings begin at 1:00 pm. The Library is located on the south side of IL Route 6, West Bypass, behind Menards.**

**Board of Directors Meetings will be at the Peoria Public Library, North Branch and begin at 10:00 am unless otherwise noted. Members of the IVD are welcome to attend Board Meetings. Members do not have a vote, but are welcome to voice their concerns and make suggestions.**

#### **Membership Meeting, 1:30 pm, Doors Open at Noon**

**Sunday, May 20, 2018, District 3 Host**  
Spring Valley City Hall Meeting Room  
Contests: Freight Cars and Dioramas on-line

**Membership Meetings, 1:00 pm, Doors open at Noon at Peoria Public Library, North Branch, 3001 West Grand Parkway, Peoria**

**Saturday, September 15, 2018, District 4 Host**  
Contests: Passenger Cars and Buildings-On-Line

**Saturday, November 17, 2018, District 2 Host**  
Contests: Steam Locomotives and Dioramas-Off-Line

**Saturday, January 19, 2019, District 2 Host**  
Contests: Scratchbuilt and Kitbashed Locos and Cars

**Saturday, March 16, 2019, District 2 Host**  
Contests: Diesel Locomotives and Photos of Models

**Saturday, May 18, 2019, District 2 Host**  
Contests: Buildings-Off-line and MoW Equipment

#### **Board of Directors Meetings, Saturdays, 10:00 am**

<b>June 16, 2018</b>	<b>December 22, 2018</b>
<b>August 18, 2018</b>	<b>February 16, 2019</b>
<b>September 22, 2018</b>	<b>April 23, 2019</b>



# LAYOUT TOUR

## Peoria Meeting, March 11, 2018

### Dave Hawkey, Peoria & Pekin Union Railroad (N)



### Ken Burr, Burr Union Railroad (HO)



### Mike Broshears, Great Lakes & Southern (N)





# LAYOUT TOUR Continued

## Peoria Meeting, March 11, 2018

### Gary Baker, Culpepper & Western (HO)



Allan Benson Tribute Scene

### Peoria Scratchbuilt and Kitbashed Contest Entries



Trestle, 1st Place, Larry Nelson  
Scratchbuilt



Stock Car, 2nd Place, Minton Dings,  
Scratchbuilt



Canton Bottling Plant, 1st Place,  
Larry Nelson, Kitbashed



Cabin, Minton Dings, Scratchbuilt



JK Tower Replacement, Scratchbuilt  
Mike Shockley



JK Tower, Mike Shockley, Scratchbuilt



Gondola, Scratchbuilt, Larry Nelson

Spring Valley Meet  
Contest Categories

Freight Cars

Dioramas—On Line



Depot, Mike Shockley, Scratchbuilt

# LAYOUT TOUR Continued

## Peoria Meeting, March 11, 2018

### Colin Baker, Lego Railroad



## WANDERINGS

by Marion Brasher, MMR

## WHO ARE WE

During my second tenure as the Illinois Valley Division superintendent, I had a column entitled “Who Are We.” Since, about ten years have passed, I was able to look at the current Illinois Valley Division roster. Know what? We are getting a little long in the tooth. Our old timers range from forty to over sixty years as NMRA members. This group makes up about one quarter of our membership.

We have twenty life members and four members who have renewed each year for 54, 48, 45 and 43 years. This group has a lot of talent among us. However, many of this group do not attend division meets. They too, like me, exceed retirement age and probably do not like to travel to our bi-monthly meetings.

The National Model Railroad Association is quite an organization, founded in 1935. It has flourished for over 90 years. It was started by men with a foresight that our hobby had a future. I wonder what those founding fathers would be thinking if they could see what has developed in the hobby today.

At a meet in McLean a couple of years ago, I showed a group of rolling stock from yesteryear with a header “We have come a long way babe.” These items were available to us in the late 1940s when model railroading began to appeal to me. In my collection there is a car made of an oil can while others were of metal with cardboard sides.

As we gather at our meets, we have one thing in

common—Model Railroading. There is no cast system. Who cares what your background is. Throughout my association with the NMRA, I have had the privilege to rub elbows with many of the big names in the hobby and others who have become friends. Most were talented men and women. I have had the privilege of attending many division, region and national meets. In every clinic attended or layout visited, there was something to be learned.

The talented people of our organization have a vast background of experience that made our hobby what it is. Most are willing to share with you that knowledge. At the recent train show at Illinois Central College in East Peoria, there was interaction between Illinois Valley Division members at both the booth and the layout with the general public. This exchange of ideas and the possibility of solving a problem or two made for a good impression of our group.

I was looking for some input on ideas for our May meet clinics. A discussion with Jack Andrews and Mike Shockley about furnace filter trees solved a problem facing me for a clinic. We are looking at making several items to enhance your model railroad.

As a group we have many members who have solved problems, come up with short cuts, etc. It would be nice for our Illinois Valley Division members to pass on to the membership their methods of solving things related to Model Railroading.

Our goal is to pass on experience to our new members or refresh the memory of our older group. Remember, we are gathered at our meets to both teach and learn. In this way, we promote and enhance our favorite pastime to both our members and the general public.

Remember, MODEL RAILROADING IS FUN.



# OPEN LOADS-TARPED MACHINERY

By Larry Nelson

I have always liked open loads. They give a railroad a very visual purpose for existence. Sometimes that purpose is easy to see, and sometimes we get to guess because of what is being hauled is hidden under tarps. I think this adds interest to a train's consist. Many odd shapes are hidden under those tarps. It could be almost anything of value that needs to be protected from the elements, prying eyes or sticky fingers. These tarped loads are usually found on flatcars or in gondolas.

I just happened to have some empty flatcars and gondolas which need to be earning some money, not just running around empty. I've made covered loads before with somewhat limited success. This usually involved

some sort of fabric or tissue. I could never seem to get the draped tarp look with a tarp that I looked for. In other words, it just didn't look believable to me. The fabrics looked too heavy and didn't droop properly. Tissue paper was thinner, but still didn't drape in a realistic way. I needed something that was thin, but looked like it had



**The Tarped Load**

weight and sagged as it passed over the load.

I have found something which looks really good to me and is very easy to work with. It is also something that we don't have to go out and buy. It is heavy duty aluminum foil food wrap.

The method that I use is very straight forward. It begins at my scrap wood pile. I like to make a base to work from out of flat pieces of basswood. You could also use plastic, brass, or any other thing you have handy. The size doesn't matter as long as it will fit within the width and length of the car you are using. Next, I cut various sizes and shapes to glue on this base to form some kind of mystery item being shipped. Since I am using wood, I use carpenters glue to hold everything in place. Before I start building my shape, I use a sanding block and slightly round off all the sharp edges. This is done to help me later when I'm putting the tarp on so I don't tear the tarp on the sharp edges. When you are building up your shape, try to keep it random with varied shapes and placements. The texture under the tarp is what will make it more interesting with sagging and shadows on the finished product. I put 1/2 ounce weight in the load to increase the weight of the car since flat cars and gondolas are usually underweight. Use your imagination here, and when you are satisfied it is time to add the tarp.

Cut a piece of foil large enough to cover the entire

load. Next, turn the foil dull side up. I think this will hold the paint better. I then use Polybond general purpose adhesive to attach the foil to the highest point of the load.



**On A flat Car**

Wait for this to dry since this will secure the tarp on one place as you begin to work the tarp down over the load. I find the best way to hold this is to grip the load with one finger on the high spot and my thumb on the bottom of the load. Starting at the top, be slow and careful as you shape the tarp down over the load. I use a paint brush or the fingers on my free hand to gently bring the tarp down over the load, putting in sags and folds as you go. Work slowly so you will be less likely to tear the foil. When you get past the base you will fold the remainder under the base and carefully trim most of the excess off. Be careful here. You want to have about 1/8th inch turned under. Use a pair of decal scissors if you have them. It is very easy to tear the foil with knife or razor blade. Secure the foil at the bottom with a little Polybond.

Now it is time to paint the load. I use Rust-Oleum rusty metal primer for better adhesion to the foil and then one of the Rust-Oleum Camouflage colors, khaki in this case.



**On a Local Delivery Truck**

The final thing that I do is to place the load on a pallet or cribbing made from scale basswood. Be sure not to use too large of pieces for cribbing. It can spoil the scale look of your model.

I think you will enjoy the results. Use your imagination and have fun.

## PUT YOUR AD IN THE TIMETABLE AND WEBSITE

**Personal and business ads in Timetable and IVD Website are available, such as seen on page 11.**

The cost of advertisements in the TIMETABLE, Website or both is listed below.

	Yearly Rates:	Website	T'TABLE	Both
<b>Personal:</b>	Business Card Size:	\$10.00	\$5.00	\$12.50
<b>Business:</b>	Business Card Size:	\$20.00	\$12.50	\$30.00
	Business Card X2:	\$30.00	\$25.00	\$45.00

Send fee and/or inquiries to Minton Dings, 15548 SR 78, Havana, IL 62644. Help is available to construct new ads. Partial year fees are available.

# DETAILS AND THE SCRAP BOX

by Minton Dings, MMR

Now that I have reached the point of declaring that the basic scenery on my layout is 100% complete, there is still much which will keep me busy. My definition of “basic scenery” is completion of land forms, trees, structures, roads, utilities for the villages and industries, and such which followed the completion of benchwork and the laying of mainline track and passing and industrial sidings.

## The Necessity of Details

Now there is much detail to add to scenes to make locations and structures come alive. Although I have recently read that scenes should not be “active,” drawing the viewer away from the trains, I still believe that scenes should tell a story of life around the railroad being modeled. That author’s point was that trains are the “main act” and nothing should distract the attention of the viewer from the trains. That would include autos and trucks which are representing moving vehicles on roads and streets. Partly because I am a scenery guy, I enjoy putting together street scenes and scenes which represent their own story, whether complex or simple.

Details are also important in refining our structures, track, locomotives, and passenger and freight cars. Application of details is also important for those who care to have their models judged for merit awards toward their Master Model Railroader designation.

## Where Do These Details Come From?

This seems like a simple question. Certainly, many of the details can be purchased at the local hobby store. Or can they be? Although I have a large inventory of models and parts, I still search hobby stores for detail parts. And, I find precious few of the parts I can use.

Going to the Walthers Catalog, referred to as the Reference Book, I find many of the parts I want. Perusing the Walthers book will give the modeler a good listing of most of the manufacturers of detail parts. But on searching the Walthers website, I find most of these parts are “out of stock” with an unknown restocking date. Researching the websites of the manufacturers of the desired detail parts, I find that the parts are available.

Detail parts are expensive. A Master Model Railroader, Jim Wise of our division, and one of my mentors, claims that a structure kit is the first third of the cost of the assembly of the kit on a diorama needed to place the kit into the scenery of the railroad.

Besides the traditional suppliers of detail parts, Shapeways has an extensive list of parts which can be or-

dered. This company manufactures parts through 3D printing. Some modelers are purchasing their own personal 3D printers which are available from between \$300 to \$400 up to \$3,000 to \$4,000 for hobby quality printers. Quality of the printed parts depends on the cost of the machine and skill of the modeler. Manufacturers of 3D printed parts are using printers costing \$100,000 and up, beyond the reach of nearly all modelers. As the cost of 3D printers continues to come down, more modelers will venture into printing their own parts.


And then, there is the scrap box.

## Detailing for the Less Technical Modeler

Many of the details I have used as a less technical modeler come from my scrap box which are storage drawers of excess kit parts, and from use of simple tools. Model railroaders are famous for not disposing of “extra” parts which might (or might not) be used in a yet to be determined project in the future.

Now that my structure building days are over and I still having a desire to build things, I have begun to rehabilitate old cars, upgrade the cars in my fleet and collecting and building kits from the late 1950s and early 1960s. Many of the 50s and 60s kits had previously been started by their original owners who apparently gave up on the cars. These cars need loving care and detail parts. Two recent rehabilitations were wooden Illinois Central caboose kits.

Some of the parts needed were grab irons and railings which were hand formed from .020 wire with hobby sized needle nose pliers, cutters and a tool called a grab-handler. The grabhandler allows for the forming of




uniform grab irons. I also purchased three \$1 scrap



cabooses at a local swap meet for salvaging of appropriate looking parts to be used on the wood cabooses.

Caboose railings were measured and formed with the needle nose pliers and wire cutters. It is a bit of a chore to get the measurement correct, but the first correct railing becomes the pattern for the remaining railings. The curved grabs for the cabooses were formed over the outside circumference of a small pill bottle.

Because just throwing parts into a scrap box makes parts hard to find, and if I would even remember I have the parts, my "scrap box" is a series of draws which hold classifications of parts (sort of). I have 556 storage drawers of differing sizes; some for scrap. Shown to the below is a number of such drawers for storage of scrap parts for freight cars.



The parts shown in the next column are for scenery, stored in portable trays for ease of use during scenery detailing. Most parts were salvaged from kits. Many parts are duplicates which would have been too busy on a single scene but will be useful in other locations. There

are street lights, fire hydrants, traffic lights which would not have been appropriate for a rural scene but will detail a city or village nicely.



## Some Final Thoughts

There are many more examples for saving of and use of scrap parts for details. The rule here is to save parts, even scraps of lumber and plastic. They may become detail parts which can be used for some future but yet to be known project.

## OUR APPRECIATION

The Layout Committee wishes to express their appreciation to the following contributors to the Portable Layout which our Division uses to promote the NMRA and model railroading.

### **Bachmann Industries**

9 locomotives and 18 freight cars

### **Accurail**

3 freight car kits

### **Bowser Trains**

Freight Cars

### **Minton Dings**

24 Freight Cars

**And members who have contributed their time, talent and materials to the rehabilitation of the layout.**

## OTHER OPPORTUNITIES FOR MODEL RAILROADERS

### 7th Annual Davenport Model railroad & Memorabilia Show, Saturday, May 5, 2018, 9:30 am to 4:00pm,

Mississippi Valley Fairgrounds, 2815 West Locust Street, Davenport, IA. Admission: \$5.00, children 12 and under free with an adult.

### 5th Annual Train Show, Greenville, IL, Saturday,

June 9, 2018, 10 am to 4 pm, American Farm Heritage Museum, 1395 Museum Avenue, Greenville, IL (I70 at Hwy 127). Admission \$4.00, Children under 12 free. No handicapped or parking information provided.

### Indianapolis Model Railroad Train Show, Saturday,

June 16, 2018, NWR Clubhouse, 1115 McDougal St., Indianapolis, IN, 10 am to 3pm. Admission free. No parking or handicapped information provided.

### Galesburg Railroad Days Train & Toy Show, Saturday, June 23, 9 am to 4 pm, Sunday; June 24, 10 am to 3 pm,

Galesburg High School Field House, 1135 West Fremont Street, Galesburg. Admission: \$5.00, children under 12 free. Free Parking and handicapped accessible.

### 28th Annual Rail Fair, Copeland Park, Rose and Clinton Streets, La Crosse, WI, Saturday, July 28, 2018, 10 am to 4 pm,

Also guided tours of a steam locomotive, caboose and Grand Crossing Tower Admission \$5.00, Children under 12 free with an adult. No handicapped or parking information given.

### National Train Show, Kansas City Convention Center,

Kansas City, Missouri. August 10-12, Friday—Sunday, 9-5 daily. See information on Page 2 of this Newsletter.

### Boeing Employee' Railroad Club Railroad Swap

Meet, Greensfelder Recreation Complex at Queeny Park, 550 Weidman Road, St Louis, MO, September 8, 2018, 10 am to 3 pm, Admission \$3, children under free. Free parking and handicapped accessible.

### 28th Annual Greater St. Louis Train Show, Saturday,

October 13, 10 am to 4 pm and Sunday, October 14, 2018, 10 am to 3 pm, Kirkwood Community Center, 111 S Geyer Road, Kirkwood, MO, Admission \$7.00 and all kids and students with ID are free.

### Model Train Meet, Gateway Division Mid-Continent Region, NMRA, Saturday, November 3, 2018, 9 am to 3 pm.

Trinity Lutheran Church 14088 Clayton Road, Baldwin, MO. Admission \$7.00, children under 12 free.

### Trainfest 2018, Wisconsin State Fairgrounds Expo Center, West Allis, Wisconsin (West Suburban Milwaukee), Saturday and Sunday, November 10-11,

2018, 9 am to 5 pm both days. "America's Largest Operating Model Railroad Show," Admission \$15 at the door, \$12 in advance, NMRA members \$10.00 in advance at [www.trainfest.com](http://www.trainfest.com). Two day admission is \$17 at the door. Children 4 to 12 \$5, \$3 in advance. Under 4 free. The expo center is handicapped accessible. There is a fee for parking.

erating Model Railroad Show," Admission \$15 at the door, \$12 in advance, NMRA members \$10.00 in advance at [www.trainfest.com](http://www.trainfest.com). Two day admission is \$17 at the door. Children 4 to 12 \$5, \$3 in advance. Under 4 free. The expo center is handicapped accessible. There is a fee for parking.

### Peoria Train Fair, Sunday, November 18, 2018, 10 am to 3 pm,

Illinois Central College, Rt. US-24, east of IL-116, East Peoria. Admission \$3.00, children under 12 free with an adult. Free parking, handicap accessible. The IVD portable layout and NMRA display table are planned to be there.

### Great St. Louis Christmas Train Show & Food Drive, Saturday, December 1, 2018, 9733 Olive Blvd, Olivette, MO, 9 am to 3 pm.


Admission \$5, \$4 with a non-perishable food item, Children 12 and under free. No parking or handicapped accessible information.

### Alton Train Show 2019, February 16, 2019m 10 am to 3 pm, Franklin Masonic Lodge, 1513 Washington Avenue, Alton, IL.

Admission \$3.00. No parking or handicapped accessible information.

## 50TH ANNIVERSARY HOPPER AND BOXCARS PRICE REDUCED


The Fifty Year Anniversary cars are still available. If you are considering purchasing one or more of these IVD cars, you may purchase them at division meets



or at area train shows where the IVD has a NMRA/IVD promotional display. These cars were also made available to the model

railroading community in the May 2015 Model Railroader magazine. There are now only about 20 hoppers and 60 boxcars

left. Both cars will be for sale at the division meeting on January 14. The cost is now \$15.00 each.



Those who cannot be at the meet can order the cars through Paymaster Tom Ludlam at the McLean Depot, 200 East Dixie Road, McLean, IL, 61754; telephone 309-244-5900. The cost by mail is \$15.00 for each car plus \$5.00 shipping, or \$6.50 for shipping of two or three cars.





## "HO" TRAINS "N"

# Valley Roundhouse

Home of the ROCKSHOP

Mon-Fri 3 - 8 PM  
Sat 9 - 4 PM

A model railroad shop run  
by a master model railroader

PHONE: 815-663-3411 122 W. ST. PAUL  
MARION G. BRASHER SPRING VALLEY, IL 61362

*The Valley's only Train Shop  
Check our selections - You'll like our prices!*



## GUYANDOTTE DIVISION

Serving Virginians Through Three Eras

Michael Shockley  
309-697-3242  
docschock31@yahoo.com  
18

Sanford  
&  
Santa Fe



Service  
&  
Safety First

Sanford Gordon  
3901 N. Lynnwood Place  
Peoria, Illinois 61614  
email: gandsgordon69@comcast.net



Serving the NMRA for over 40 years



18-19



### Hours

10-6 Tue-Fri  
10-8 Thu  
10-5 Sat

I-55 @ US-136  
across from  
Dixie

### Model Trains & Supplies

Tools & Accessories  
Railroad Books & Magazines  
DCC Systems & Decoders  
Custom Installation

The **NEW** shop in the **OLD** depot

## McLean Depot

309-244-5900 mcleandepot.com  
200 E Dixie Rd, McLean, IL 61754

18



STOP  
LOOK  
LISTEN

## CULPEPPER & WESTERN R.R.

"Moving Freight & People"



Gary & Cullen Baker  
2004 Dane Kelsey Drive  
Pekin, IL 61554  
phone: 309-353-8877  
Gary: afpgary@comcast.net  
Cullen: cmb3998@comcast.net

18

James F. Wise, MMR, 3207 N. Sheridan, Peoria, IL 61604



(309)231-9425

jameswise1234@comcast.net 18



GREEN RIVER BRANCH  
Kentucky Division  
Illinois Central Railroad  
1957

Minton Dings, MMR  
15548 State Route 78  
Havana, Illinois 62644  
(309)241-4504

Affiliated with:  
Illinois Valley Division, NMRA  
National Model Railroad Association  
Illinois Central Historical Association  
GM&O Historical Association

e-mail: [greenriverbranch1957@gmail.com](mailto:greenriverbranch1957@gmail.com)

1-

Ed Brown's

## UICA AND MIDWESTERN

"Route of the ROCKET"



339 Johnson Street  
Utica, IL  
phone: 815-667-4818  
email: brownes86@msn.com



18

